

Wilsonart®

SOLID SURFACE




GREY BEOLA 9218CM

Available in striking colors and patterns from solids to veining and sweeping movement designs, Wilsonart® Solid Surface offers design versatility, renewability and easy maintenance. Dynamic shapes, elegant inlays and an abundance of custom design options combine with performance technology that materializes into a beautiful and durable surface. Forget costly day-to-day maintenance and surface sealants. This nonporous surface is not only resistant to stains, but slight scratches can be buffed away at home or by a Certified Wilsonart Fabricator.

Wilsonart Solid Surface is also compliant with FDA food contact requirements and is safe for food preparation areas. Inconspicuous waterproof seams mean the surface is easier to clean keep and free of mold or mildew. A full list of certifications, including UL GREENGUARD Gold Certification for low chemical emissions, can be found at www.wilsonart.com/solid-surface-certificates.

Explore the NEW 2017 Solid Surface Collection – Timeless Luxury – featuring solid translucent, concrete and quartz-inspired materials for timeless, functional and upscale appeal. To learn more about the collection, visit www.wilsonart.com/solid-surfaces.



LUMINOUS WHITE
9221SP

NEW 2017




ARCTIC DUNE
9253CM

NEW 2017




TUMBLED STONE
9220CE

NEW 2017



KIMBERLITE
9215CE

NEW 2017



GREY BEOLA
9218CM


NEW 2017



BROOKLYN CONCRETE
9219GS

NEW 2017

Matching seam kits available in all designs.
Colors may vary from printed reproductions. Please see a product sample before making a purchase.



DESIGNER WHITE
D354SL



COCONUT OIL
9100GS




YUKON RIVERSTONE
9196RS



MILK GLASS SPECTRA
9077ST



PEARL MIRAGE
9199MG



AVALANCHE MELANGE
9175ML



FROSTY WHITE MIRAGE
1573MG



FROSTY WHITE*
1573SL



WHITE STONE**
9208CS



WHITewater
9198EA



MORNING ICE
9204CE



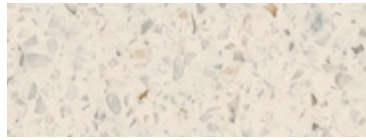
MOON GEYSER**
9209CM



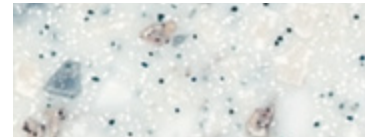
ANTIQUe WHITE*
1572SL



DUSK ICE**
9203CE



MYSTIQUE
9200CS




BLUESTONE
9074EA




EUROPA**
9210CM



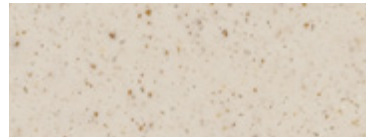
CHAI CREAM MIRAGE*
9111MG



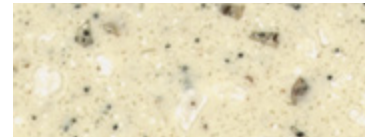
BLANCO RIVERSTONE
9137RS




ARCTIC MELANGE
9070ML




OATMEAL
9101GS



SAN GABRIEL RIVERSTONE
9138RS



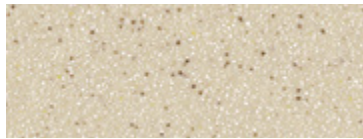
LIGHT BEIGE MIRAGE
1531MG



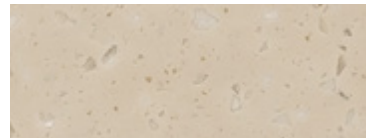
JOVIAN
9211CM



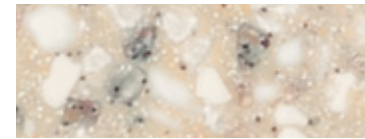
SEA STONE**
9202CS



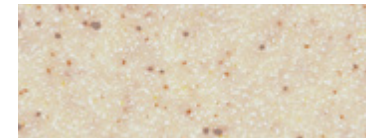
BEIGE TEMPEST*
1530TM



TRITON**
9112CM



PEBBLE
9036EA



MARZIPAN MIRAGE
9130MG



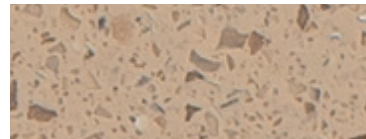
CASHMERE MIRAGE
9135MG



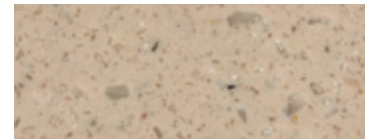
CHAMPAGNE ICE**
9205CE




BAJA MELANGE
9030ML



DESERT ICE**
9206CE



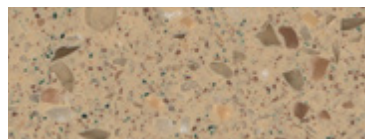
SANDY RIVERSTONE
9197RS




KHAKI BROWN TEMPEST
D50TM



CARMEL MELANGE
9033ML



MAPLE HARVEST**
9106CS



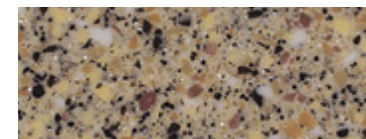
BLUFF RIVERSTONE
9043RS




CHICORY CREAM MELANGE
9047ML



CAPERS
9063GG



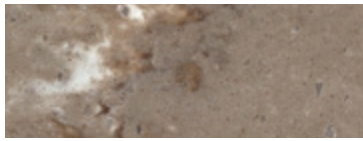
QUARRY MELANGE
9041ML



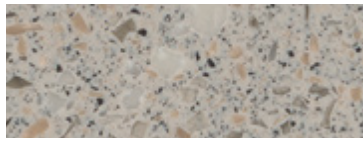
BURNT AMBER MIRAGE
9040MG

* Also available in 1/4" thickness for vertical applications.

** CS, CE & CM series designs are not recommended for thermoforming.
Gloss finishes may require additional maintenance.




ORION'S BELT**
9213CM




PARIS FOG**
9110CS




SOOTHING GREY
91116GS




ZEN GREY
9115GS




STEEL GREY TEMPEST
91994TM



NORTHERN MELANGE
9195ML




RAVEN MIRAGE
D426MG




HOT STONE
9201GS




FLINT ROCK**
9207CS




FRENCH BLUE MELANGE
9024ML




INDIGO MELANGE
9027ML




SIENNA RIVERSTONE
9148RS




MIDNIGHT MELANGE
9091ML



CHIPPED CHOCOLATE**
9104CS




GARNET GLITZ**
9109CS



SONATA CHOCOLATE
9144SN




NIGHT STARS**
9105CS



CLOUDED**
9107CS



ASTEROID**
9214CM



GOLD GLITZ**
9108CS



BLACK ONYX MIRAGE
9092MG



ASTEROID
9214CM