

Stool and Chair Seating



	Model Page	Type	Base	Backrest	Seat	Height (Low – High)	Weight Capacity
	301 Pg. 4	Stationary	2 Rear Adjustable Feet	Ergonomic	18.4" (46.7 cm) Square Seat	17.75" (45.1 cm)	425 lb (192 kg)
	302 Pg. 4	Stationary	2 Rear Adjustable Feet	Ergonomic	18.4" (46.7 cm) Padded Seat	17.75" (45.1 cm)	425 lb (192 kg)
	320 Pg. 4	Hand Lever Actuated Pneumatic Gas Spring	Black Composite	None	16.5" (41.9 cm) Round Deep Padded Seat	18.25" (46.4 cm) – 24.5" (62.3 cm)	300 lb (136 kg)
	321 Pg. 4	Hand Lever Actuated Pneumatic Gas Spring	Black Composite	Ergonomic	16.5" (41.9 cm) Round Deep Padded Seat	18.25" (46.4 cm) – 24.5" (62.3 cm)	300 lb (136 kg)
	322 Pg. 5	Hand Lever Actuated Pneumatic Gas Spring	Chrome	None	16.5" (41.9 cm) Round Deep Padded Seat	18.25" (46.4 cm) – 24.5" (62.3 cm)	300 lb (136 kg)
	323 Pg. 5	Hand Lever Actuated Pneumatic Gas Spring	Chrome	Ergonomic	16.5" (41.9 cm) Round Deep Padded Seat	18.25" (46.4 cm) – 24.5" (62.3 cm)	300 lb (136 kg)
	324 Pg. 5	Hand Lever Actuated Pneumatic Gas Spring	Chrome	Curved Body Support	16.5" (41.9 cm) Round Deep Padded Seat	19" (48.3 cm) – 25.25" (64.1 cm)	275 lb (125 kg)
	325 Pg. 6	Foot Ring Actuated Pneumatic Gas Spring	Chrome	None	16.5" (41.9 cm) Round Deep Padded Seat	18.5" (47 cm) – 23.75" (60.3 cm)	250 lb (113.4 kg)
	326 Pg. 6	Foot Ring Actuated Pneumatic Gas Spring	Chrome	Ergonomic	16.5" (41.9 cm) Round Deep Padded Seat	18.5" (47 cm) – 23.75" (60.3 cm)	250 lb (113.4 kg)
	327 Pg. 6	Foot Ring Actuated Pneumatic Gas Spring	Chrome	Curved Body Support	16.5" (41.9 cm) Round Deep Padded Seat	19.5" (49.5 cm) – 24.75" (62.9 cm)	225 lb (102 kg)
	328 Pg. 7	Foot Pump Actuated Pneumatic Gas Spring	Welded Steel	None	16.5" (41.9 cm) Round Deep Padded Seat	20.5" (52 cm) – 28" (71 cm)	350 lb (158.8 kg)
	329 Pg. 7	Foot Pump Actuated Pneumatic Gas Spring	Welded Steel	Ergonomic	16.5" (41.9 cm) Round Deep Padded Seat	20.5" (52 cm) – 28" (71 cm)	350 lb (158.8 kg)
	330 Pg. 7	Foot Pump Actuated Pneumatic Gas Spring	Welded Steel	Curved Body Support	16.5" (41.9 cm) Round Deep Padded Seat	21.25" (54 cm) – 28.75" (73 cm)	325 lb (147.4 kg)
	331 Pg. 7	Foot Pump Actuated Pneumatic Gas Spring	Welded Steel	Twin Arms & Ergo Backrest	16.5" (41.9 cm) Round Deep Padded Seat	20.5" (52 cm) – 28" (71 cm)	325 lb (147.4 kg)

Side/Guest Chairs

Designed to seamlessly complement your waiting and exam rooms, our chairs can be upholstered to match your existing MTI products, providing a consistent and cohesive look throughout your space.



300 Series Stools

Our 300 Series offers a versatile range of stools to meet the demands of any office. Whether you need pneumatic, hydraulic, hand-operated, or foot-operated options, you'll find the perfect fit for your workflow. Additionally, you can customize the upholstery to align with your other MTI products, creating a unified aesthetic across all your office spaces.

Side Chairs

301
Side Chair without Arms



302
Side Chair with Arms



Backrest
Contoured

Frame
Black Steel

Legs
Kickback with leveling feet

Seat
18.4" (46.7 cm) square

Height
17.75" (45.1 cm)

Weight Capacity
425 lbs (192 kg)

Pneumatic Hand Operated Stools

320
Pneumatic Hand Operated
Black Base without Backrest




Actuation
Hand Lever

Lift Type
Pneumatic Gas Spring

Base
5-Caster Black Composite

320 – 321 Accessories



Locking Dual Wheel
Casters



6" Lab Height Extension


321
Pneumatic Hand Operated
Black Base with Ergo Backrest




Seat
16.5" (41.9 cm) round deep-padded

Height (Low – High)
18.25" (46.3 cm) – 24.5" (62.3 cm)

Weight Capacity
300 lb (136 kg)



Stationary Glides



Adjustable Foot Ring

Premium Pneumatic Hand Operated Stools

- 322** Pneumatic Hand Operated Chrome Base without Backrest
- 323** Pneumatic Hand Operated Chrome Base with Ergo Backrest
- 324** Pneumatic Hand Operated Chrome Base with Curved Body Support



Actuation
Hand Lever

Lift Type
Pneumatic Gas Spring

Base
5-Caster Chrome

Seat
16.5" (41.9 cm) round deep-padded


Height (Low – High)
18.25" (46.3 cm) – 24.5" (62.3 cm) *

Weight Capacity
322/323 – 300 lb (136 kg)
324 – 275 lb (125 kg)

322 – 324 Accessories



Locking Dual Wheel Casters



Stationary Glides



6" Lab Height Extension



Adjustable Foot Ring

Pneumatic Foot Operated Stools

- 325** Pneumatic Foot Operated Stool without Backrest
- 326** Pneumatic Foot Operated Stool with Ergo Backrest
- 327** Pneumatic Foot Operated Stool with Curved Body Support



Actuation

Foot Ring

Lift Type

Pneumatic Gas Spring

Base

5-Caster Chrome

Seat

16.5" (41.9 cm) round deep-padded

Height (Low – High)

18.5" (47 cm) – 23.75" (60.3 cm) *

Weight Capacity

325/326 – 250 lb (113 kg)


327 – 225 lb (102) kg

* Add 1" for 327 stool

325 – 327 Accessories



Locking Dual Wheel Casters



Stationary Glides

Hydraulic Foot Operated Surgery Stools

328

Hydraulic Pump Stool without Backrest



329

Hydraulic Pump Stool with Backrest



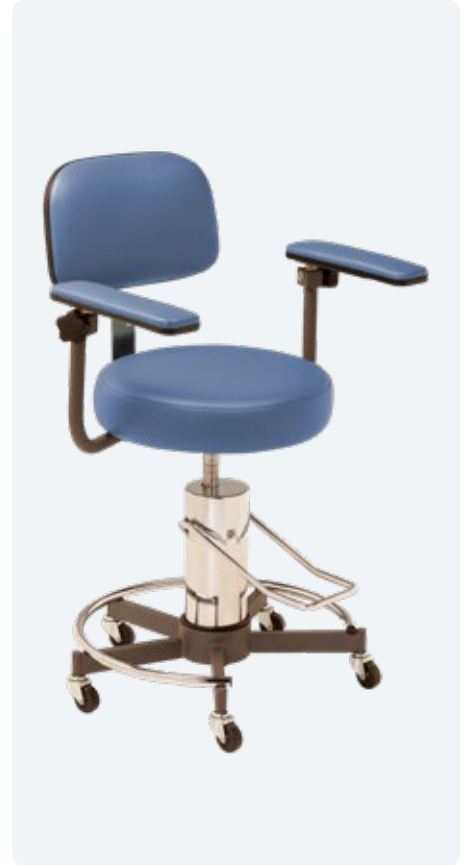
330

Hydraulic Pump Stool with Curved Body Support



331

Hydraulic Pump Stool with Twin Arms and Backrest



Actuation

Footer Lever

Lift Type

Hydraulic Pump

Base

5-Caster Dark Grey Metal

Seat

16.5" (41.9 cm) round deep-padded

Height (Low – High)

20.5" (52 cm) – 28" (71 cm) *


Weight Capacity

328/329 – 350 lb (159 kg)

330/331 – 325 lb (147 kg)

* Add .75" for 330 stool


328 – 331 Accessories



Locking Rubber Casters



Stationary Glides



Floor Lock

Discover MTI's Full Family of Products

MTI is dedicated to crafting high-quality procedure and exam chairs, cabinets, and accessories for a variety of medical and dental specialties. Explore how our equipment can enhance and modernize the care experience for both patients and practitioners.



Chairs & Tables

MTI manufactures chairs tailored for many specialties, including Dermatology, ENT, Ophthalmology, Oral Surgery, Plastic Surgery, Podiatry, and Wound Care.



LED Exam Lights

LED exam lights available in either a caster base, floor stand, or chair-mounted versions



Cabinets

MTI manufactures mobile treatment and instrument cabinets, as well as ENT treatment carts, available in a wide range of sizes and configurations.



Instrument Tables

OSIT mobile tables provide a stable and adjustable surface for medical and dental specialties needing additional over-the-patient working surfaces.

MTI, Inc.

3655 W. Ninigret Drive • Salt Lake City, Utah, 84104-6572
Phone: 800-924-4655 • 801-875-4999 • Fax 801-952-0548
www.mti.net



**Specialized Equipment
for Speciality Healthcare**
Medical Technology Industries

©MTI, Inc. All rights reserved. The MTI brand and Bear logo design are registered trademarks of MTI, Inc. in the United States. MTI reserves the right to make any product changes without notice.