



Specialized Equipment  
for Specialty Healthcare

# 830 SERIES CHAIRS



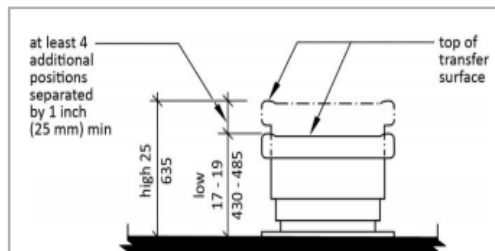
# Designing for ***Accessibility and Safety***

## Changing Patient and Healthcare Demographics

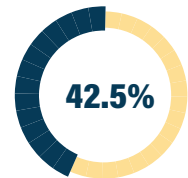
There are a number of factors that led MTI to design ADA Compliant accessibility and safety standards into its newest products. Amongst those are the high percentage of people with mobility disabilities, the obesity percentage among U.S. adults, the average age of patients continuing to rise, and the high percentage of healthcare worker injuries.

MTI's ADA Compliant accessible chairs and tables can help reduce patient and healthcare worker injury and distress to achieve a true patient and healthcare worker centered design. They also help reduce liability issues and increase patient satisfaction and employee retention using the newest technology and quality standards.

MTI's ADA Compliant chairs and tables meet the **17"-19" entry height** and all other ADA requirements.




Of people with a disability have a mobility disability<sup>1</sup>



Of US adults are obese<sup>2</sup>





**1 out of 5**

Of all injuries reported in the US is healthcare related<sup>3</sup>



Healthcare workers are almost 3 times more likely to suffer from a work-related injury than construction workers<sup>3</sup>

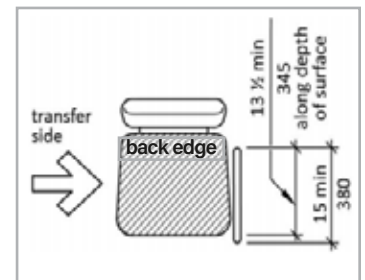
## The Americans with Disabilities Act of 1990

The Americans with Disabilities Act of 1990 (ADA) and Section 504 of the Rehabilitation Act of 1973 are federal civil rights laws that prohibit discrimination against individuals with disabilities in every-day activities. In 2010, Section 510 was added to the Rehabilitation Act of 1973 that requires the Access Board to issue standards for medical, dental and ophthalmic diagnostic equipment to ensure such equipment is accessible to, and usable by, individuals with disabilities.<sup>4</sup>

In 2017, the U.S. Access Board added part 1195 to title 36 of the Code of Federal Regulations as a published document in the Federal Register to meet the requirements of Section 510 of the Rehabilitation Act of 1973 for an ADA Compliant chair and table<sup>4</sup>. Two of the key components to this regulation are the entry height of 17"-19" and a patient transfer support, with which MTI's ADA Compliant chairs and tables comply.

# Transfer *Supports*

MTI's Transfer Support is ambidextrous, rotates 180 degrees, and meets all ADA requirements.



This information is not to be construed as legal advice. For more information about ADA guidelines, visit the ADA website at [www.ada.gov](http://www.ada.gov) or call the ADA information line toll-free at 800.514.0301 (voice) or 800.514.0383 (TTY).

<sup>1</sup><https://www.cdc.gov/ncbddd/disabilityandhealth/infographic-disability-impacts-all.html>

<sup>2</sup><https://www.cdc.gov/obesity/data/adult.html>

<sup>3</sup><https://www.bls.gov/iif/soii-charts-2018.pdf>

<sup>4</sup><https://www.access-board.gov/mde/regulatory-assessment.html>

# SmartTech™

The MTI 829 and 830 Procedure Chairs in any base version (standard, swivel or mobile) are ADA Compliant. Meeting all ADA requirements, the 830 Series provide easy patient ingress/egress and equal access for patients and caregivers with disabilities.

The 830 series power lift, back, tilt, foot, and 7" automatic power foot extension functions provide superior patient positioning and comfort. To meet user requirements, the 829 is a 22" wide version and the 830 is a 25" wide version.



## ADA

Compliant with  
All ADA Regulations<sup>5</sup>



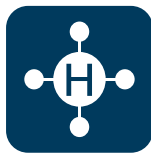
## Controls

Hand and Foot  
Controls with Sealed  
Membrane for Cleaning  
and Disinfecting



## Extension

Power Footrest  
Extends Automatically  
for Taller Patients



## Hassle Free

Maintenance-Free Joints.  
No Lubricating  
Pivot Joints... EVER!



## Hibernate

After 60 Minutes Chair  
Sleeps to Save Energy



## Home

ADA Compliant  
Home and  
Programmable  
Home Positions



## Memory

4 Dynamic  
User-Programmable  
Buttons



## Movement

Removable Slide Back  
Patient Arms  
Compensate with  
Backrest Movement  
(optional)



## Safety

Smart Safety™  
Technology Helps Keep  
the Chair in Safe  
Positions



## Soft Start

Technology Providing  
Smooth Start and  
Stop Movements



## Speed

Ultra Quiet Low Voltage  
DC Motors Provide  
Speed and Power



## Swivel

Auto-Lock and  
Lock/Unlock Electronic  
Swivel Settings  
(optional)



## Universal

Universal power  
supply for 100-240 volt  
applications



## Upholstery

Quick Installation  
and Removable for  
Easy Cleaning  
and Replacement

<sup>5</sup>Complies w/regulation 36 CFR Part 1195 Standards for Accessible Medical Diagnostic Equipment and 2010 ADA Standards for Accessible Design.

829/830 are listed to the following standards IEC 60601-1:2005 Ed.3+A1;C1:2014, AAMI ES60601-1:2005+A1, CSA C22.2#60601-1:2014 Ed.3, IEC 60601-1-2:2014 Ed.4

# ComfortSync™

The 830 Series ComfortSync™ provides a smooth and independent 7" automatic power extension of the footrest as it follows the natural relationship of the patient's leg, also accommodating taller patients.



**Low Voltage Motors:** power lift, back, tilt, foot, and 7" foot extension featuring ComfortSync™

**Height:** 18.75"-39"<sup>6</sup>

**Length:** 73" plus an additional 7" headrest extension

**Width:** model 829 is 22" and model 830 is 25"

**Backrest:** tapered

**Patient Load Capacity:** 725 lb

**Controls:** foot & hand

**Programmable Buttons:** 4 dynamic user-programmable buttons

**Home Button:** ADA Compliant home and user-programmable home positions

**Headrest:** oval articulating

**Leveling Glides:** built-in

**G2 Accessories:** plug and play accessories

Patents: 10632037, 7862123, 8480172, 9125495, 9782319 and/or 10898402, Additional Patents Pending

<sup>6</sup>Varies by base style



Ultra quiet DC motors are 30% faster and at 725 lb rating, the 830 Series have an unmatched patient rating capacity.



Hand and Foot controls with sealed membrane for easy cleaning and disinfecting.



The soft and sleek design defines luxury and provides superior patient access.



ADA Compliant 18.75" entry height with 7" automatic power footrest extension and extend/retract buttons for independent movements.



# Base Options

Choose one of three ADA Compliant bases.

The Swivel Base's Safe Swivel™ lock can be set to a Lock/Unlock or Auto-Lock setting. For safety, the swivel auto-locks during unsafe movements. While swiveling the chair, the power and foot control cords do not swivel with the chair.



Standard



Swivel



Mobile

## Arms

Choose from multiple arm options. Our patented Spline System™ provides quick and easy attachment and removal of accessories.



Transfer Support



Patient Arms



Hand/Forearm




IV & Surgery  
Arms



Oral Surgery IV Arms  
(various models)

# Headrests

Additional headrest cushions for quick and easy cushion changes with a simple twist of a knob.



Deep Oval




Horseshoe




Magnetic



Prosthetic



Rectangular



Forearm Supports  
(Prosthetic & Deep Oval)



Head Stabilizer Cushion



Crescent Shaped Wrist Support



U-Shaped Wrist Support

# Accessories

Choose from various G2 Plug-n-Play Accessories to customize your chair for any exam or procedure.



Accessory Rails



Casters



Duplex Outlet

# Accessories

Choose from various G2 Plug-n-Play Accessories to customize your chair for any exam or procedure.



Electrosurgery  
Removable Mount




Exam Boots



Exam Light  
(Chair back or post mounted)




Foot Control Mount  
(Standard & Mobile Bases)




IV Rod



Leveling Glides, 2"



Mayo Tray



Patient Monitor Mount



Paper Roll Holder  
18-21" Adjustable



Power Cord, 3'



Removable Stirrups



Restraint Straps  
Body & Leg



# Seamless Upholstery

MTI's Premium Upholstery, both aesthetically pleasing and durable, complements any space.



## Premium Colors



# Designer & Plush Upholstery

MTI's Ultraleather® Upholstery, a soft and supple PVC free material, is designed to delight while defining the ultimate in luxury. Ultraleather is available in either a Designer or Plush style upholstery.



## Ultraleather® Colors



Plush adds an additional 1" of memory foam and 1/4" of standard foam for the ultimate in comfort.



Specialized Equipment  
for Specialty Healthcare  
**Medical Technology Industries**

3655 West Ninigret Drive, Salt Lake City, Utah 84104 USA  
(800) 924-4655 • +1 (801) 875-4999 • Fax (801) 952-0548  
sales@mti.net • www.mti.net



© MTI All rights reserved. MTI reserves the right to make  
any product changes without notice. The MTI brand and  
Bear logo design are U.S. registered trademarks of MTI, Inc.

130-2117 Rev D (12/21)